

## Specialty Growth Hormone Medications at CHOC

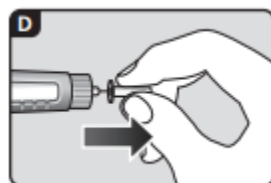
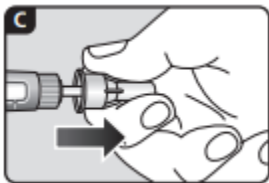
### Norditropin® FlexPro® (Somatropin) Injection

[Click for Additional Information on Norditropin®](#)



How to give:

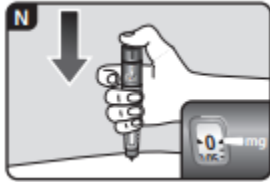
1. Wash your hands with soap and water.
2. Clean the skin at and around the injection site.
  - a. Stomach (avoid 2 inches around the navel)
  - b. Front of thighs
3. Pull off the pen cap and turn the pen upside down 1 or 2 times to check that the Norditropin® in your pen is clear and colorless. If it is cloudy, do not use the pen.
4. When you are ready to give the injection, take a **new** disposable needle, remove the paper tab, and push the needle straight onto the pen. Turn the needle **clockwise** until it is on tight.
5. Pull off outer needle cap and dispose of it. Do **not** use a bent or



damaged needle. (Figure C,D)

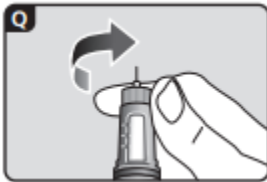
6. Turn the dose counter to the correct dose in mg.
7. With your free hand, gently grasp or pinch a large area of the skin at the injection site and hold firmly for the entire injection procedure

8. Position the needle end of the pre-filled pen at a right angle (90 degrees) to the skin, so that you can see the window. One or more bubbles in the window is normal.
9. Press and hold the dose button until the dose counter shows “0” and lines up with the dose pointer. Continue to hold the needle to the skin



for **6 seconds** (Figure N).

10. Carefully remove the needle from the pen by turning it



counterclockwise (Figure Q). Place the needle in a sharps disposal container (Figure R).

11. Put the pen cap on the pen after each use to protect the Norditropin ® from direct sunlight.

### **Additional Resources:**

Hormone Health Network  
1-800-HORMONE  
(1-800-467-6663)  
[hormone.org](http://hormone.org)

Human Growth Foundation  
1-800-451-6434  
[hgfound.org](http://hgfound.org)

The Magic Foundation  
1-800-362-4423  
[magicfoundation.org](http://magicfoundation.org)