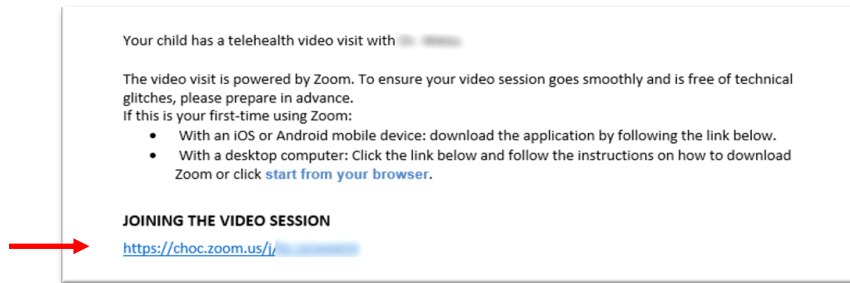


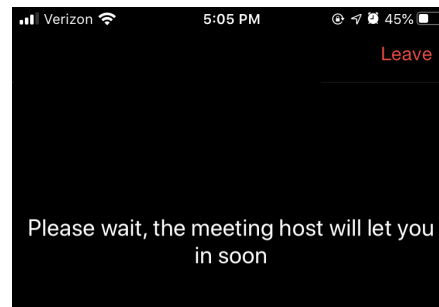
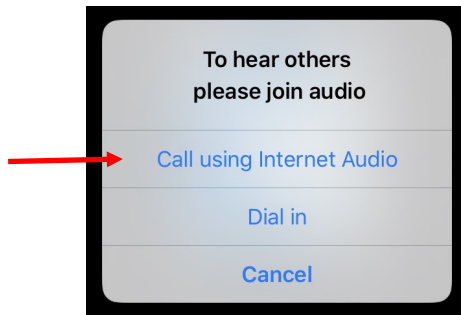
1. Click the link from the email you received from Choctelehealth@choc.org.



2. Download the free Zoom application on from the Apple App Store or Google Play Store.

3. Click the link again to go to the physician’s meeting.

4. Enter your son’s or daughter’s name, and if asked, click **Call using Internet Audio**. Stay in this virtual waiting room until physician admits you.

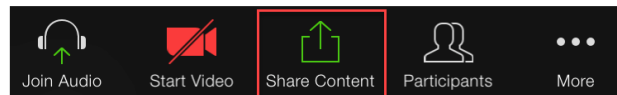


6. Have your telehealth visit the physician!

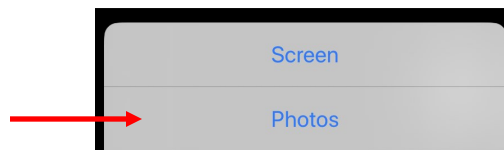


7. If you need to share images (example: picture of your child’s rash):

i. Click the **Share Content** icon.



ii. Pick from your phone’s Photo Album.



NOTE: If the icons on the bottom left hand corner are red, the physician can’t hear or see you! Click the icons to turn on your audio and video.