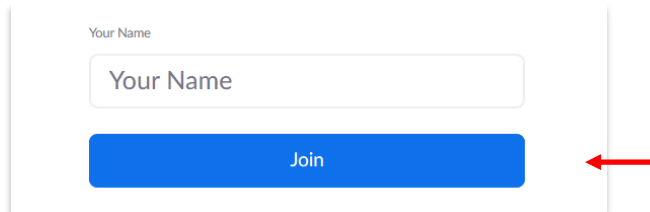


NOTE: You will receive an email from choctelehealth@choc.org for the telehealth visit invitation with the Zoom link via before the telehealth visit to confirm with details and instructions.

OPTIONAL: Follow Zoom link to download Zoom before appointment.

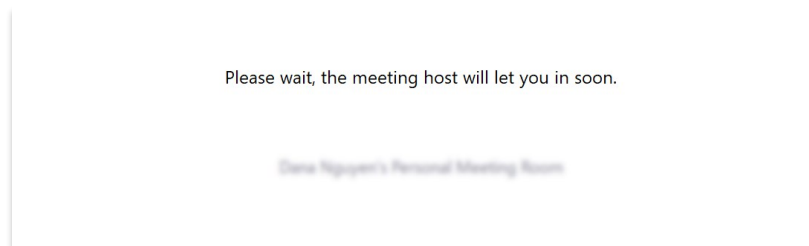
1. Time of appointment: Follow Zoom link to open the video platform or join from browser.

2. Enter your name to join meeting.



A screenshot of the Zoom 'Join Meeting' form. It features a text input field labeled 'Your Name' with the placeholder text 'Your Name'. Below the field is a blue button labeled 'Join'. A red arrow points to the right side of the 'Join' button.


3. Stay in virtual waiting room for physician to admit you.



4. Conduct video consultation with the physician.



5. If you need to share an image with the physician (example: a picture of your child's rash):

i. Click the Chat button: 

ii. Click File to upload pictures from your computer. These pictures will need to be saved ahead of time.

