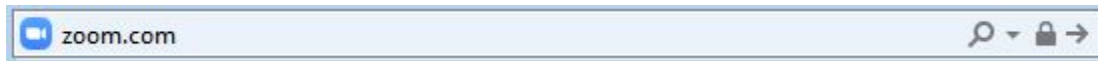


ZOOM instructions for Telehealth visit for Web Browser

1) Type in “zoom.com” into the URL field of your web browser



2) Click “Sign Up, it’s free” To create a new account

JOIN A MEETING

HOST A MEETING ▾

SIGN IN

SIGN UP, IT'S FREE

3) Create a new account with your email address or sign in through Google or Facebook

Sign Up Free

Your work email address

Zoom is protected by reCAPTCHA and the Privacy Policy and Terms of Service apply.

Sign Up

By signing up, I agree to the [Privacy Policy](#) and [Terms of Service](#).

or

4) Choose “Join a Meeting” from the top banner

SCHEDULE A MEETING

JOIN A MEETING

HOST A MEETING ▾

5) Type in the 10 Digit Meeting ID for your provider, and click “Join”


Join a Meeting

Meeting ID or Personal Link Name

Join

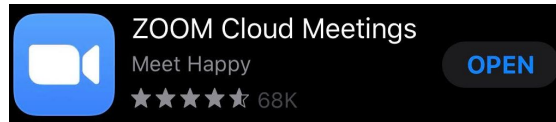
6) You will be prompted further once your provider begins or admits you to the meeting

Please wait, the meeting host will let you in soon.

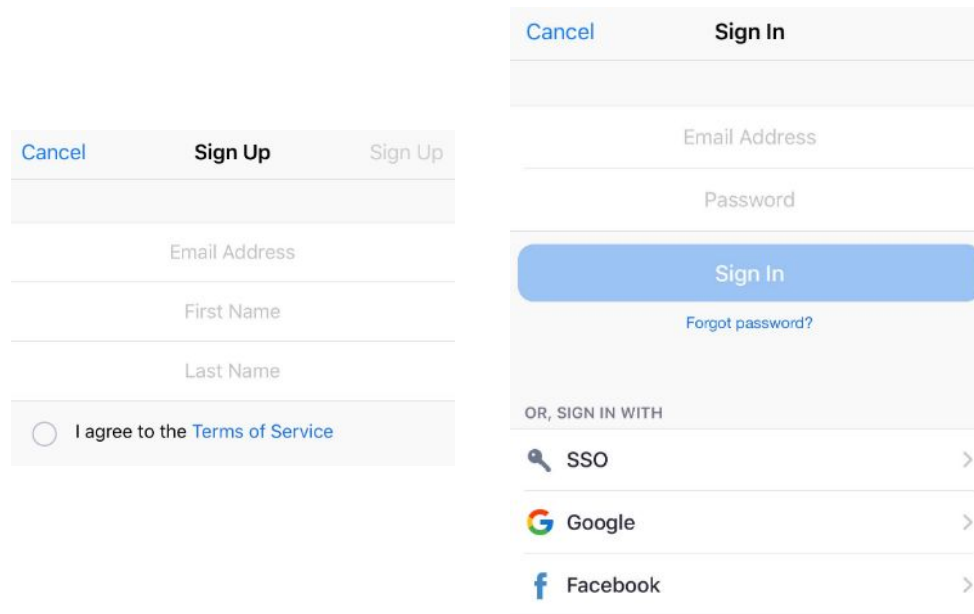
 Please wait for the host to start this meeting.

ZOOM instructions for Telehealth visit for iOS or Android

1) Search for and download the “ZOOM” App from your app store



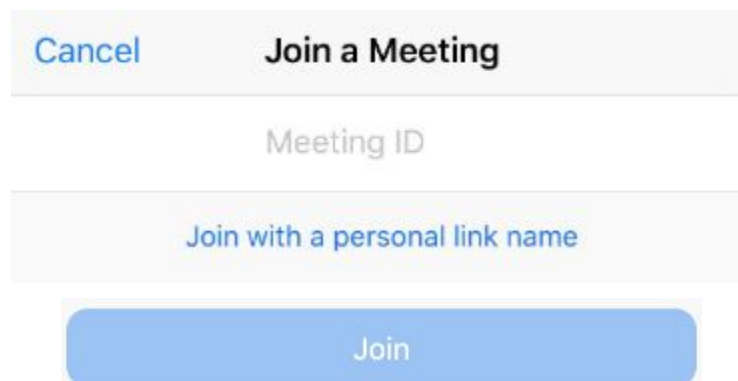
2) Complete the Sign Up or Sign In process to login to the app



3) Once logged in, Select the “Join” icon



4) Type in the 10 Digit Meeting ID for your provider, and select “Join”



5) You will be prompted further once your provider begins or admits you to the meeting

