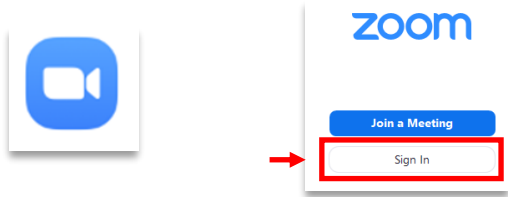



## Physicians

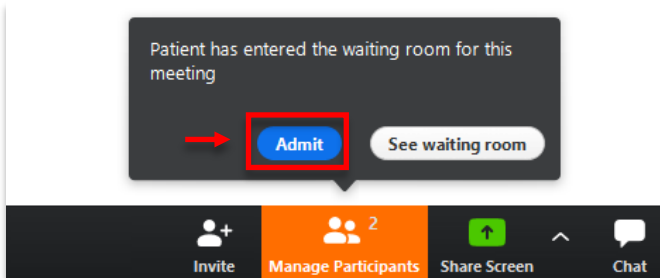
1. Navigate to Zoom Icon on Desktop and log in.



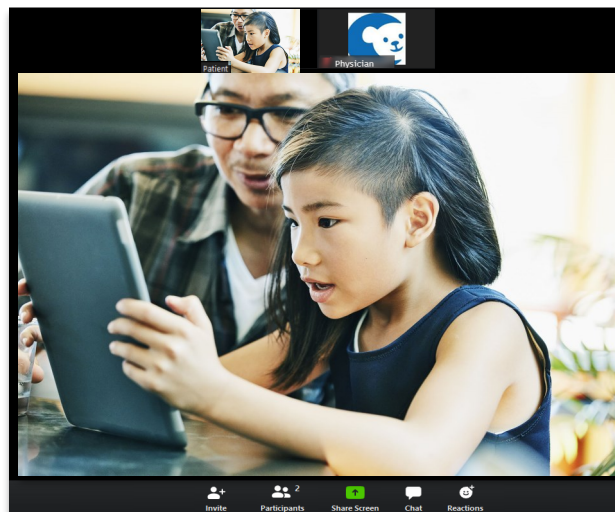
2. On your home page, click New Meeting to you start your personal meeting room.



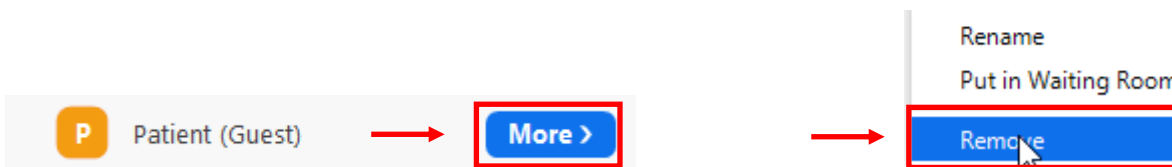
3. Once in the room, admit the patient.



4. Conduct consultation with patient/physician.



5. Physician ends consult by removing patient from Participants list. DO NOT "End Meeting" until done with consults for the day.



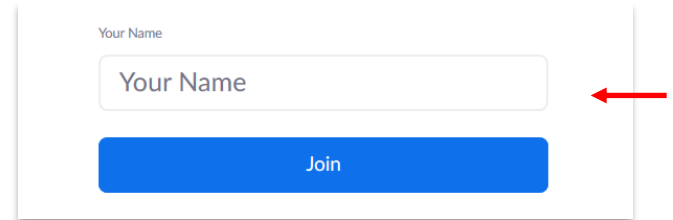
## Patients

\*Clinic sends patient's family the telehealth visit invitation with Zoom link via email before appointment to confirm.

OPTIONAL: Follow Zoom link to download Zoom before appointment.

1. Time of appointment: Follow Zoom link to open the video platform.

2. Enter your name to join meeting.



3. Stay in virtual waiting room for physician to admit you.

